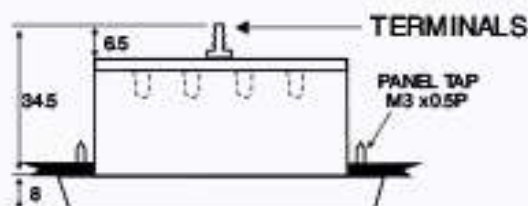


ANNUNCIATOR WINDOWS

ISSUE - PIS/AW
DATE : 01.02.10



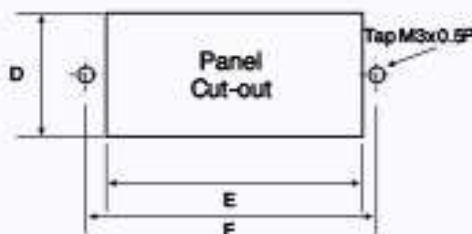
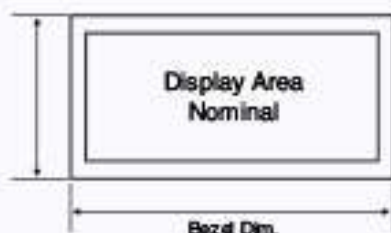
With LEDs and SNAP-ON FRAME



ELECTRICAL RATINGS

POWER CONSUMPTION			
VOLTS	AW.5530L	AW.7035L	AW.7052L
12V	10mA/120mW	15mA/180mW	20mA/240mW
24V	10mA/240mW	15mA/360mW	20mA/480mW
48V	10mA/480mW	15mA/720mW	20mA/960mW

Dimensional details of Bezel / Facia Display Area and Cut-out



DIMENSIONAL DETAILS

	Bezel Dim.	Display Area	D	E	F
AW.5530	55x30	48x24	22	41	47
AW.7035	70x35	64x28	27	56	62
AW.7052	70x52	64x46	44	56	62

All dimensions are in mm

Technical Specifications / Accessories

- CUPS** : Moulded in Engineering Plastic,
- SCREENS** : Acrylic 1.5mm Clear or Coloured Red, Green, Amber etc. & 2.5mm Translucent White Diffuser.
- FRAME** : Snap-on type moulded in Engineering Plastic.
- SCREWS** : M3 x 15mm x 0.5P Brass Cold Forged / Oxidised.

Note : 1) Annunciator Windows are shipped with mounting screws duly captivated with plastic washers. For mounting the windows the panel should have M3 x 0.5P threads. Nuts are not advisable as replacement Legends becomes difficult.

Details of Legends



(Positive)
Black Letters
on White
Background



(Negative)
White Letters
on Black
Background

The LEGENDS for Annunciator Windows are Electronically composed on Polyester photographic film. LEGENDS can be engraved on diffuser in Black Colour.

ORDERING CODE

For Convenience in Ordering, Please Specify as Shown Below

TYPE	SCREEN COLOUR	RATED VOLTAGE
AW.5530	R-RED	1-12V DC
AW.7035	G-GREEN	2-24V DC
AW.7052	A-AMBER	3-48V DC
	C-CLEAR	

AW.7052-R-1